

# STITCHES IN MALTESE LACE

Maltese bobbin lace is a textile, a continuous lace type.


## HOW IS MALTESE LACE WORKED?

The thread is wound on a number of pairs of bobbins and held in place with pins on the design affixed to the pillow. A combination of twists and crosses, worked by the pairs of bobbins, create basic stitches: half stitch and whole stitch, a variety of stitches such as the plait and the rose-ground, as well as stitches synonymous with the Maltese lace, such as the boll stitch, English stitch and the fat tallies.

The design indicates what stitch is to be worked. However, the lace maker decides how to interpret it and how to work the Maltese lace. There is no fixed rule. For example, the net ground can be worked with one or two twisted pairs joined with a whole stitch, or a half stitch, or a combination of both. If the gauge of the thread is fine, the number of twists varies from that of a thicker gauge. The same net ground may be worked in plaits and the pairs of bobbins joined with a windmill stitch, especially if the following sequence of the design is all cloth stitch.

A few of the many stitches in the Maltese lace:

Below: The two basic stitches

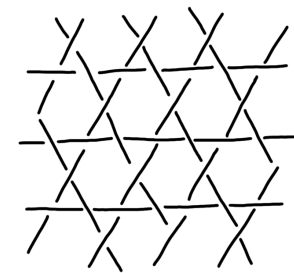


Half Stitch




Whole Stitch

Above: The ground and the plait are made up with the two basic stitches.



Half Stitch Ground

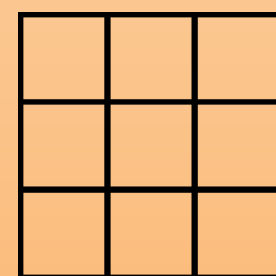


Cloth Stitch

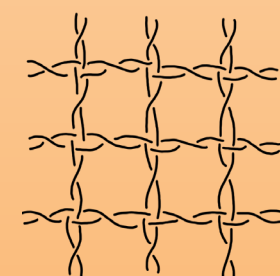


Plait

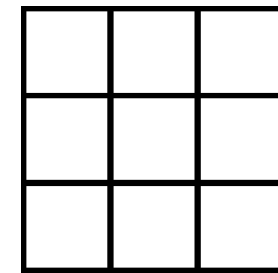
Below columns:  
Left: The pattern,  
Right: Matching stitches



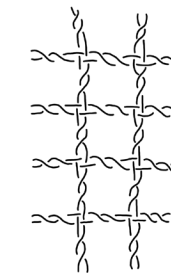
Design



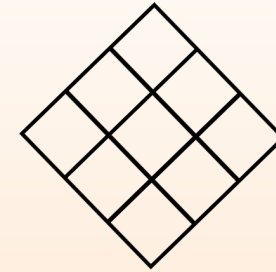
Gauze Stitch  
(whole stitch 1 twist)



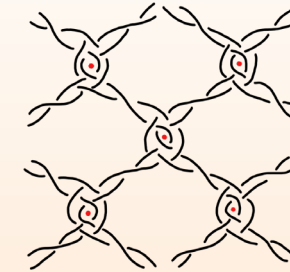
Design



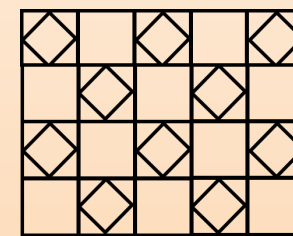
Net Stitch  
(whole stitch 2 twists)



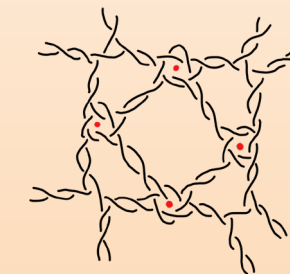
Design



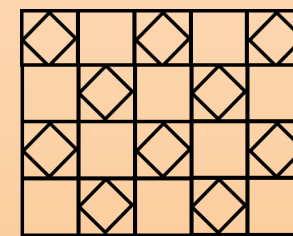
Tulle Ground  
(whole stitch, pin, whole stitch)



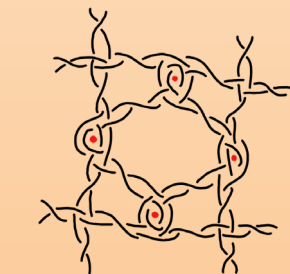
Design




Roseground  
(with half stitch)



Design



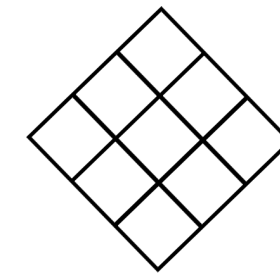
Roseground  
(with whole stitch)



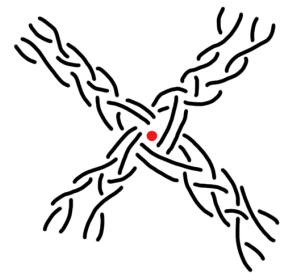
Design




Plait with picot



Design



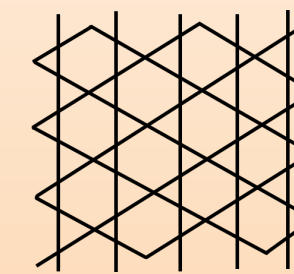
Windmill Stitch



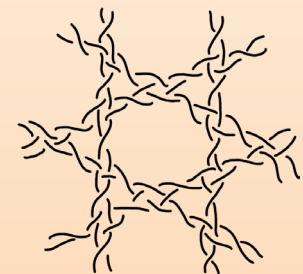
Design




English Stitch



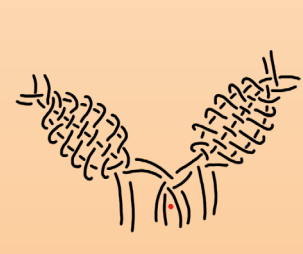
Design



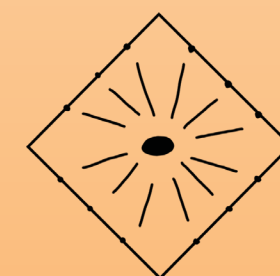
Boll Stitch




Design



Tally/Tallies



Design



Three-legged Spider